

Performance Summary Housing Panel

Green = target met
Amber = within tolerance
Red = outside tolerance

Trends compare relative performance with
Prd: previous month
Prev Year End: previous March
Year on Year: the same period from the previous year

Jun-2015

Measure		Owner	Result 2014/15	Latest Data		Year End Target 2015/16	RAG	Trends			Comments
Ref	Description			Target	Result			Prd	Prev Year End	Year on Year	
Estates Regeneration											
LP013	LP013: Increase satisfaction with parks	Caroline Chanides	84.0%	84.9%	84.0%	90.0%	A	➡	➡	➡	Oxford Residents Survey 2014/15
Housing Supply											
HC016	HC016: Number of affordable homes for rent delivered	Stephen Clarke	13 Number	60 Number	20 Number	67 Number	R	➡	➡	➡	Lawn Upton House (2 units) and Bury Knowle are now completed (10 units). The first 8 units at Minchery Farm have been handed over with the remaining 40 units and Bradlands completing in Qtr 2.
CA001	CA001: Delivering a programme of new homes at Barton	Jane Winfield	3 Milestone	3 Milestone	3 Milestone	3 Milestone	G	➡	➡	➡	
BV064	BV064: Empty homes returned to use	Stephen Clarke	15 Homes	3 Homes	8 Homes	14 Homes	G	➡	➡	➡	

Performance Summary Housing Panel

Green = target met
Amber = within tolerance
Red = outside tolerance

Trends compare relative performance with
Prd: previous month
Prev Year End: previous March
Year on Year: the same period from the previous year

Jun-2015

Measure		Owner	Result 2014/15	Latest Data		Year End Target 2015/16	RAG	Trends			Comments
Ref	Description			Target	Result			Prd	Prev Year End	Year on Year	
NI154	NI154: Net additional homes provided	Michael Crofton -Briggs	253 Number	51 Number	63 Number	200 Number	G				Housing completions are slightly above the forecast trajectory and are expected to improve this year as construction activity increases, reflecting an improving housing market

Welfare Reform and Housing Crisis













HP003	HP003: The number of people estimated to be sleeping rough	Stephen Clarke	Not Recorded	0 Number	0 Number	45 Number	G				An annual estimate of rough sleepers is done in November, and will be reported for that month.
HP004	HP004: The number of successful interventions with rough sleepers	Stephen Clarke	Not Recorded	62 Number	104 Number	250 Number	G				
NI156	NI 156: The number of households in Oxford in temporary accommodation	Stephen Clarke	107 Number	120 Number	113 Number	120 Number	G				
BV066a	BV066a: Percentage of rent collected	Helen Bishop	97.79%	92.50%	91.77%	98.00%	A				

Performance Summary Housing Panel

Green = target met
Amber = within tolerance
Red = outside tolerance

Trends compare relative performance with
Prd: previous month
Prev Year End: previous March
Year on Year: the same period from the previous year

Jun-2015







Measure		Owner	Result 2014/15	Latest Data		Year End Target 2015/16	RAG	Trends			Comments
Ref	Description			Target	Result			Prd	Prev Year End	Year on Year	
CS002	CS002: Time to process changes in circumstances	Helen Bishop	10 Days	10 Days	8 Days	9 Days	G				As at the end of June, our year to date result worked out at 7.94 days. This is comfortable within the challenging 2015/16 target of 10 days. In the first three months of the financial year some 17,155 changes had been determined.
CS005	CS005: Time to process new benefits claims	Helen Bishop	12.66 days	14.00 days	15.66 days	13.00 days	A				As at the end of June 1,097 new applications for Housing benefit and Council Tax support had been processed in the current financial year. Average processing time was 15.66 days. This is over the target of 14 days and the situation will be closely monitored over the coming months.
CS010	CS010: Total current tenant arrears	Helen Bishop	£1,042,353.00	£950,000.00	£1,157,311.00	£900,000.00	R				
CS011	CS011: Total former tenant arrears	Helen Bishop	£342,358.00	£450,000.00	£383,009.00	£350,000.00	G				

Performance Summary Housing Panel

Green = target met
Amber = within tolerance
Red = outside tolerance

Trends compare relative performance with
Prd: previous month
Prev Year End: previous March
Year on Year: the same period from the previous year

Jun-2015

Measure		Owner	Result 2014/15	Latest Data		Year End Target 2015/16	RAG	Trends			Comments
Ref	Description			Target	Result			Prd	Prev Year End	Year on Year	
CS013	CS013: Total arrears of tenants owing more than 7 weeks rent	Helen Bishop	£437,539.00	£385,000.00	£446,276.00	£370,000.00	R				
CS014	CS014: Number of NSPs served on tenants in arrears YTD	Helen Bishop	917 NSPs	150 NSPs	70 NSPs	600 NSPs	G				
HC003	HC003: Homeless Acceptances	Stephen Clarke	114 Number	36 Number	24 Number	144 Number	G				
HC004	HC004: Homelessness cases prevented	Stephen Clarke	1,147 Number	225 Number	328 Number	900 Number	G	